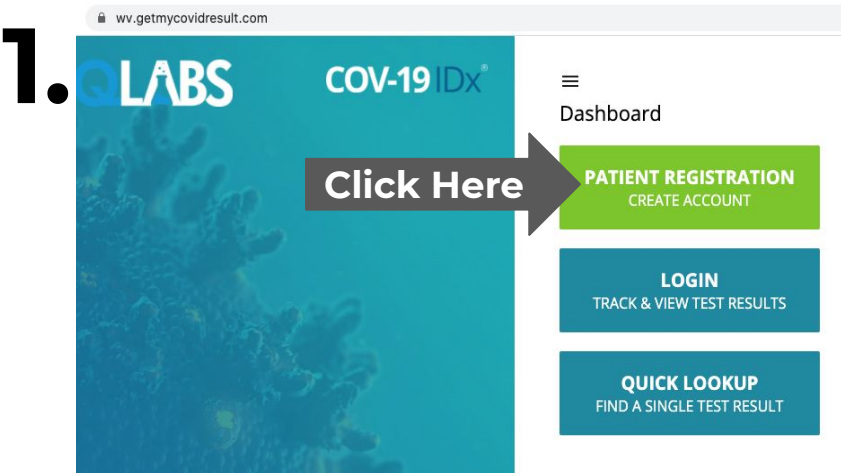


Pre-Registration

Save time by registering with QLABs as a patient for your next covid testing event by going to the website wv.getmycovidresult.com and following the directions below.



2. Create Account

Register to create an account and stay up to date with your results.

EMAIL

NAME

BIRTHDATE

Month

Day

Year

GENDER

RACE

ETHNICITY

3. Create Account

Register to create an account and stay up to date with your results.

PHONE NUMBER

ZIP CODE

4. Create Account

Register to create an account and stay up to date with your results.

HOME ADDRESS

Charleston
WV
Kanawha County
25304

This area will auto fill from zip code entered on previous screen.

5. Create Account

Register to create an account and stay up to date with your results.

ESSENTIAL WORKER

RESIDENCE

ARE YOU EMPLOYED?

Please fill out all information requested. You cannot move on to the next screen and complete registration until all information is filled out.

You will access your results by logging into the same website with the username and password you created. Please allow 3-4 days for your results to be processed and posted.

Note: The site works best using the Google Chrome web browser on a computer.


Pre-Registration

Save time by registering with QLABs as a patient for your next covid testing event by going to the website www.getmycovidresult.com and following the directions below.

6.

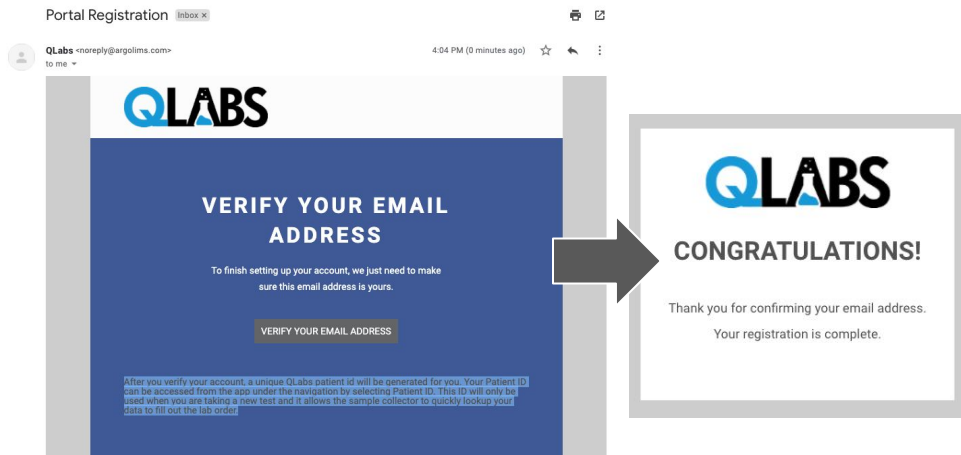
Create Account

Register to create an account and stay up to date with your results.

Password must be at least 8 characters
 I'm not a robot 

7.

After confirming you are not a robot and click "SUBMIT" then check your email to verify your email address.



8.



Thank you for verifying your QLABs Account Registration. The QR code below is your QLABs Patient Identification (Patient ID). You must present this QR code at the testing center so that the clinicians can connect your account with the test being administered. Please have this QR code available when you arrive at the testing center.



You will receive another email with your QLABs Patient ID QR code. This can be printed or shown via phone at the next testing event via QLABs. Keep this QR code to use any time you test with QLABs!

You will access your results by logging into the same website with the username and password you created. Please allow 3-4 days for your results to be processed and posted.

Note: The site works best using the Google Chrome web browser on a computer.